

LCOM 1, 2, 3, 4, 5, ...

YEGOR BUGAYENKO

Lecture #7 out of 24

80 minutes

The slidedeck was presented by the author in this [YouTube Video](#)

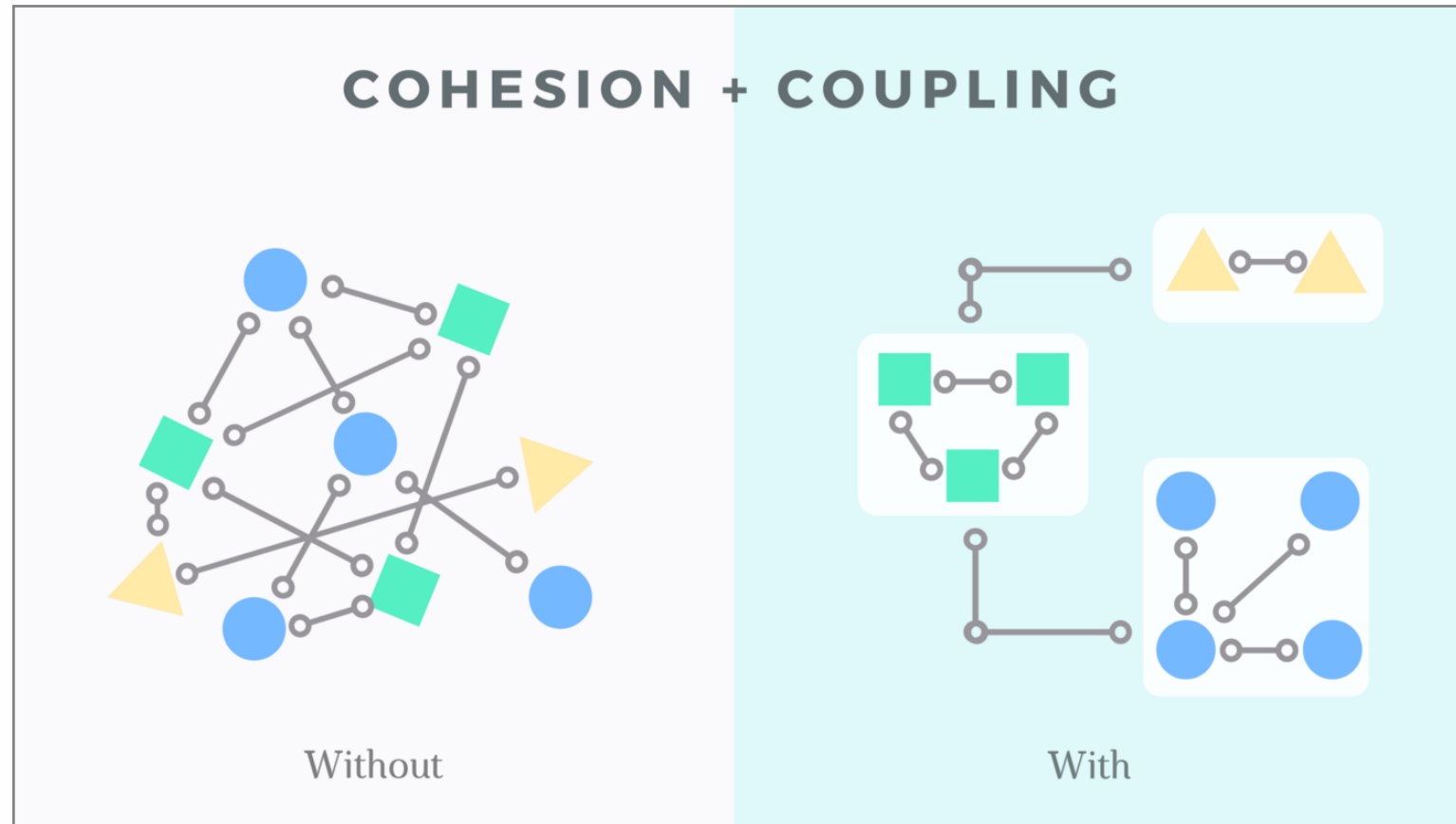
All visual and text materials presented in this slidedeck are either originally made by the author or taken from public Internet sources, such as web sites. Copyright belongs to their respected authors.



LARRY CONSTANTINE

“Coupling is reduced when the relationships among elements not in the same module are minimized. There are two ways of achieving this: minimizing the relationships among modules and maximizing relationships among elements in the same module.”

— Wayne P. Stevens, Glenford J. Myers, and Larry L. Constantine. Structured Design. *IBM Systems Journal*, 13(2):115–139, 1974. doi:[10.1147/sj.132.0115](https://doi.org/10.1147/sj.132.0115)




Source: <https://bootcamp.uxdesign.cc/why-product-development-and-design-needs-cohesion-coupling-87731c84aaa7>



NEAL FORD

“Architecture is the tension between coupling and cohesion.”

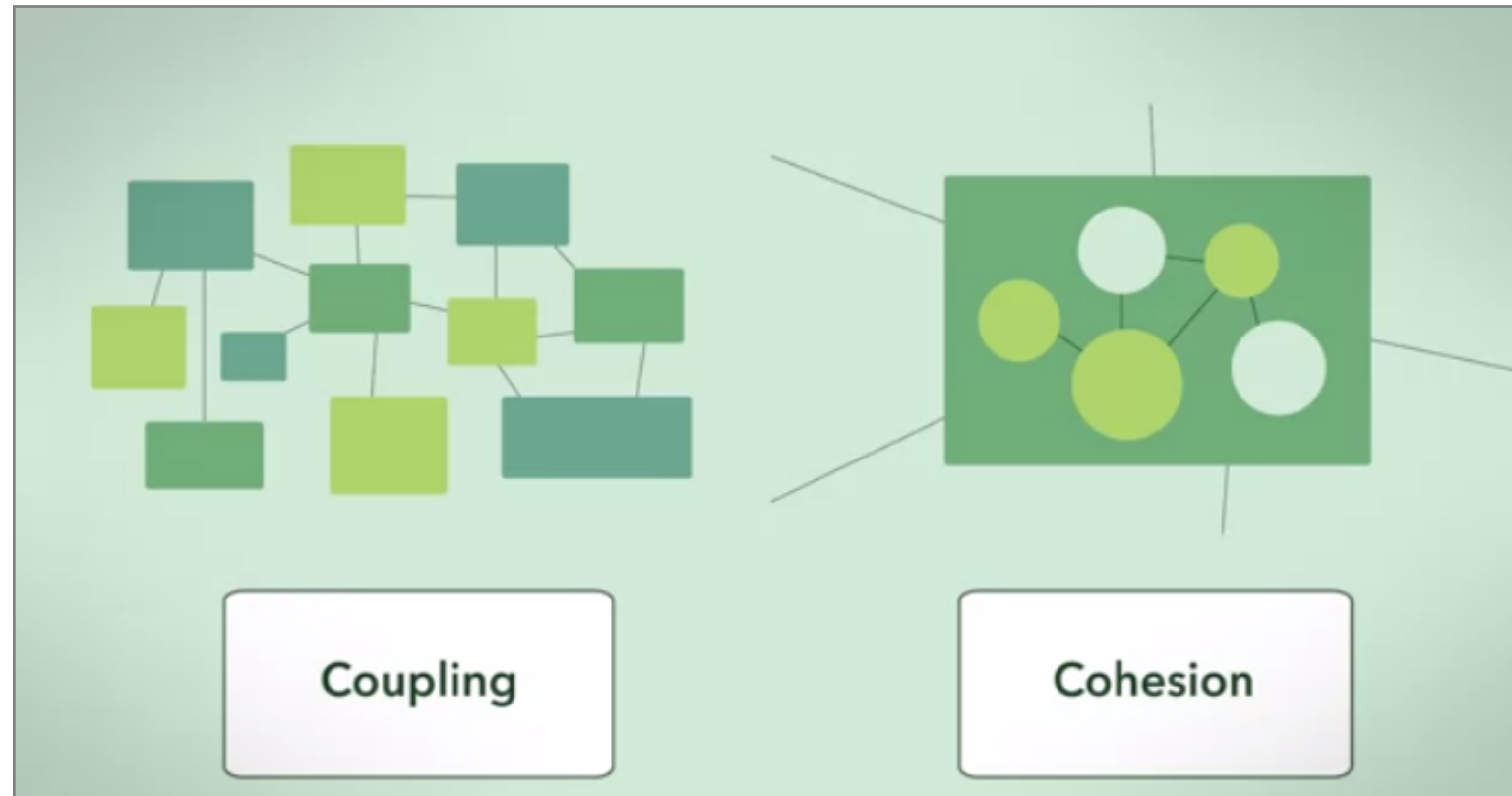
— Neal Ford. Architecture Is the Tension Between Coupling and Cohesion. <https://nealford.com/>. [Online; accessed 15-03-2024]



GLENFORD J. MYERS

“The scale of cohesiveness, from lowest to highest, follows: 1) Coincidental, 2) Logical, 3) Temporal, 4) Communicational, 5) Sequential, and 6) Functional.”

— Wayne P. Stevens, Glenford J. Myers, and Larry L. Constantine. Structured Design. *IBM Systems Journal*, 13(2):115–139, 1974. doi:[10.1147/sj.132.0115](https://doi.org/10.1147/sj.132.0115)



Source: <https://logicmojo.com/cohesion-and-coupling-in-oops>



WAYNE P. STEVENS

“One of the most useful techniques for reducing the effect of changes on the program is to make the structure of the design match the structure of the problem, that is, form should follow function.”

— Wayne P. Stevens, Glenford J. Myers, and Larry L. Constantine. Structured Design. *IBM Systems Journal*, 13(2):115–139, 1974. doi:[10.1147/sj.132.0115](https://doi.org/10.1147/sj.132.0115)

Coincidental Binding

```
1 class Helpers {  
2     int max(int x, int y);  
3     void save(File f, String s);  
4     String allCaps(String txt);  
5     // ...  
6 }
```

“When there is no meaningful relationship among the elements in a module, we have coincidental binding. Coincidental binding might result from either of the following situations: (1) An existing program is ‘modularized’ by splitting it apart into modules. (2) Modules are created to consolidate ‘duplicate coding’ in other modules.”

Logical Binding

```
1 class StringUtils {  
2     String allCaps(String s);  
3     String trim(String s);  
4     String rightTrim(String s);  
5     String leftTrim(String s);  
6     String rep(String s, int x);  
7     // ...  
8 }
```

“Logical binding, next on the scale, implies some logical relationship between the elements of a module. Examples are a module that performs all input and output operations for the program or a module that edits all data.”

Temporal Binding

```
1 class SQLStringUtils {  
2     int parseInt(String s);  
3     float parseFloat(String s);  
4     double parseDouble(String s);  
5     boolean parseBool(String s);  
6     byte[] parseBytes(String s);  
7 }
```

“Temporal binding is the same as logical binding, except the elements are also related in time. That is, the temporally bound elements are executed in the same time period.”

Communicational Binding

```
1 class SQLResult {  
2     SQLResult(ResultSet r);  
3     int parseInt(int p);  
4     float parseFloat(int p);  
5     double parseDouble(int p);  
6     boolean parseBool(int p);  
7     byte[] parseBytes(int p);  
8 }
```

“A module with communicational binding has elements that are related by a reference to the same set of input and/or output data. For example, ‘print and punch the output file’ is communicationaly bound.”

Sequential Binding

```
1 class SQLResult {  
2     SQLResult(ResultSet r);  
3     SQLResult parse<T>(int p);  
4     T get<T>(int p);  
5 }  
6  
7 int v = new SQLResult()  
8     .parse<int>(1)  
9     .parse<float>(2)  
10    .get<int>(1);
```

“When the output data from an element is the input for the next element, the module is sequentially bound. Sequential binding can result from flowcharting the problem to be solved and then defining modules to represent one or more blocks in the flowchart.”

Functional Binding

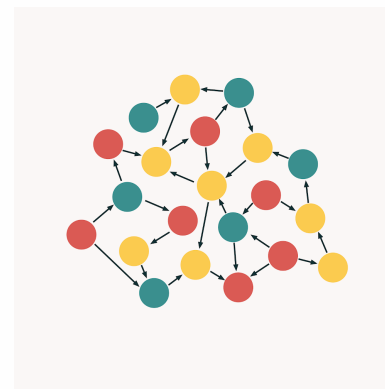
```
1 class SQLResult {
2     SQLResult(ResultSet r);
3     SQLResult prepare<T>(
4         Mapping<String, T> m, int p);
5     T read<T>(int p);
6 }
7
8 int v = new SQLResult()
9     .prepare<int>(
10        s -> Integer.parseInt(s), 1)
11    .parse<float>(
12        s -> Float.parseFloat(s), 1)
13    .read<int>(1);
```

“Functional binding is the strongest type of binding. In a functionally bound module, all of the elements are related to the performance of a single function.”

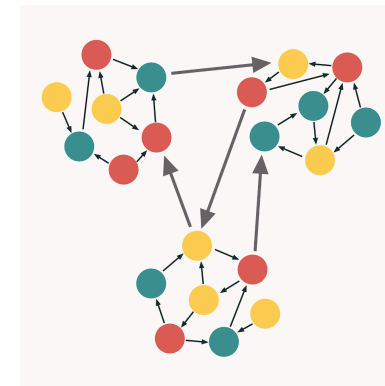
1. Ideal



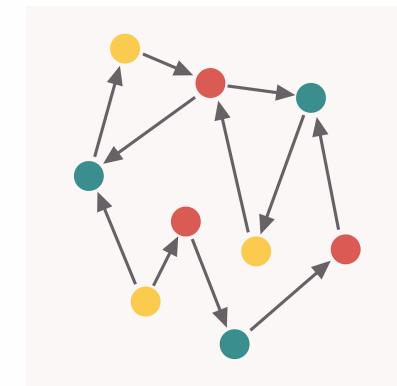
2. God Object



3. Poorly selected boundaries



4. Destructive decoupling



Source: <https://enterprisecraftsmanship.com/posts/cohesion-coupling-difference/>



CHRIS KEMERER

“Consider a class with methods m_1, m_2, \dots, m_n . Let V_i be a set of instance variables used by method m_i . There are n such sets V_1, V_2, \dots, V_n . LCOM is the number of disjoint sets formed by the intersection of the n sets. The number of disjoint sets provides a measure for the disparate nature of methods in the class. Fewer disjoint sets implies greater similarity of methods.”

— Shyam R. Chidamber and Chris F. Kemerer. Towards a Metrics Suite for Object Oriented Design. In *Proceedings of the Conference on Object-Oriented Programming Systems, Languages, and Applications*, pages 197–211, 1991. doi:[10.1145/117954.117970](https://doi.org/10.1145/117954.117970)

LCOM Example (not working)

```

1 class Rectangle {
2   int x, y, w, h;
3   int area() {
4     return w * h; }
5   int move(int dx, dy) {
6     x += dx; y += dy; }
7   int resize(int dx, dy) {
8     w += dx; h += dy; }
9   bool tall() {
10    return h > 100; }
11 }

```

$$M = \{\text{area, move, resize, tall}\}$$

$$v_{\text{area}} = \{w, h\}$$

$$v_{\text{move}} = \{x, y\}$$

$$v_{\text{resize}} = \{w, h\}$$

$$v_{\text{tall}} = \{h\}$$

LCOM is the number of disjoint sets formed by the intersection of the n sets. **WTF?**



CHRIS F. KEMERER

“Let $P = \{(v_i, v_j) | v_i \cap v_j = \emptyset\}$ and $Q = \{(v_i, v_j) | v_i \cap v_j \neq \emptyset\}$. Then, $LCOM = |P| - |Q|$, but not less than zero. Thus, the LCOM is a count of the number of method pairs whose similarity is 0 minus the count of method pairs whose similarity is not zero.”

— Shyam R. Chidamber and Chris F. Kemerer. A Metrics Suite for Object Oriented Design. *IEEE Transactions on Software Engineering*, 20(6):476–493, 1994. doi:10.1109/32.295895

LCOM Example (working)

```

1 class Rectangle {
2   int x, y, w, h;
3   int area() {
4     return w * h; }
5   int move(int dx, dy) {
6     x += dx; y += dy; }
7   int resize(int dx, dy) {
8     w += dx; h += dy; }
9   bool tall() {
10    return h > 100; }
11 }

```

$$M = \{\text{area, move, resize, tall}\}$$

$$v_{\text{area}} = \{w, h\}$$

$$v_{\text{move}} = \{x, y\}$$

$$v_{\text{resize}} = \{w, h\}$$

$$v_{\text{tall}} = \{h\}$$

$$P = \{(v_{\text{area}}, v_{\text{move}}),$$

$$(v_{\text{move}}, v_{\text{resize}})\}$$

$$Q = \{(v_{\text{area}}, v_{\text{resize}}),$$

$$(v_{\text{area}}, v_{\text{tall}}),$$

$$(v_{\text{resize}}, v_{\text{tall}})\}$$

$$\text{LCOM} = |P| - |Q| = 2 - 3 = -1 \rightarrow 0$$



BRIAN HENDERSON-SELLERS

“LCOM2 equals the percentage of methods that do not access a specific attribute averaged over all attributes in the class. If the number of methods or attributes is zero, LCOM2 is undefined and displayed as zero.”

— Brian Henderson-Sellers, Larry L. Constantine, and Ian M. Graham. Coupling and Cohesion (Towards a Valid Metrics Suite for Object-Oriented Analysis and Design). *Object Oriented Systems*, 3(3):143–158, 1996

LCOM2 Example

```
1 class Rectangle {  
2     int x, y, w, h;  
3     int area() {  
4         return w * h; }  
5     int move(int dx, dy) {  
6         x += dx; y += dy; }  
7     int resize(int dx, dy) {  
8         w += dx; h += dy; }  
9     bool tall() {  
10        return h > 100; }  
11 }
```

$$a_x = 3/4 = 0.75$$

$$a_y = 3/4 = 0.75$$

$$a_w = 2/4 = 0.5$$

$$a_h = 1/4 = 0.25$$

LCOM2 =

$$(0.75 + 0.75 + 0.5 + 0.25)/4 = 0.5625$$

Source:

<https://www.aivosto.com/project/help/pm-oo-cohesion.html>



LARRY CONSTANTINE

“LCOM3 is defined as a normalized measure that considers the number of methods in the class, the number of attributes, and the average number of methods that access each attribute. (by ChatGPT)”

— Brian Henderson-Sellers, Larry L. Constantine, and Ian M. Graham.
Coupling and Cohesion (Towards a Valid Metrics Suite for Object-Oriented
Analysis and Design). *Object Oriented Systems*, 3(3):143–158, 1996

LCOM3 Example

```
1 class Rectangle {  
2     int x, y, w, h;  
3     int area() {  
4         return w * h; }  
5     int move(int dx, dy) {  
6         x += dx; y += dy; }  
7     int resize(int dx, dy) {  
8         w += dx; h += dy; }  
9     bool tall() {  
10        return h > 100; }  
11 }
```

$$\text{LCOM3} = (m - t) / (m - 1) = 1.1875$$

where

$m = 4$ (total methods in the class)

$t = 0.4375$ (how many methods
access one var)



MARTIN HITZ

“LCOM4 measures the number of 'connected components' in a class. A connected component is a set of related methods (and class-level variables). Methods A and B are related if: they both access the same class-level variable, or A calls B or vice versa.”

— Martin Hitz and Behzad Montazeri. *Measuring Coupling and Cohesion in Object-Oriented Systems*. 1995. doi:[10.22436/jmcs.09.02.08](https://doi.org/10.22436/jmcs.09.02.08)

LCOM4 Example

```

1 class Rectangle {
2   int x, y, w, h;
3   int area() {
4     return w * h; }
5   int move(int dx, dy) {
6     x += dx; y += dy; }
7   int resize(int dx, dy) {
8     w += dx; h += dy; }
9   bool tall() {
10    return h > 100; }
11 }

```



The LCOM4 metric doesn't have a mathematical formula in the traditional sense, like LCOM, LCOM2, or LCOM3. Instead, it's based on graph theory concepts.

To calculate LCOM4, you represent the class as a graph where:

- Nodes represent methods and attributes (instance variables) of the class.
- An edge exists between a method and an attribute if the method accesses that attribute.
- An edge exists between two methods if one method calls the other.

After constructing this graph, you identify the number of connected components. A connected component is a subgraph in which any two nodes are connected to each other, directly or indirectly, via edges.

The LCOM4 metric is simply the count of such connected components in the graph representing the class.

$$C_1 = \{x, y, \text{move}\}$$

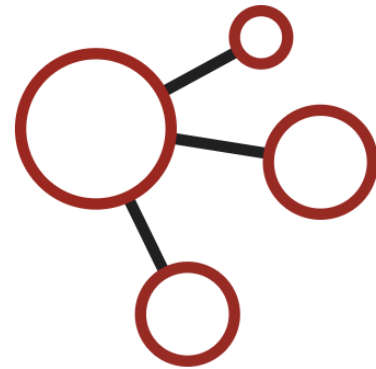
$$C_2 = \{w, h, \text{move}, \text{resize}, \text{tall}\}$$

$$\text{LCOM4} = 2$$

LCOMs can be calculated by a few tools:

- [jPeek](#) for Java
- [CPPDepend](#) for C++
- [eslint-plugin-lcom](#) for JavaScript
- [lcom](#) for Python
- [lcom4go](#) for Go

jPeek



<https://www.jpeek.org>

Motivation: “Class cohesion is considered as one of most important object-oriented software attributes. There are over 30 different cohesion metrics invented so far, but almost none of them have calculators available. We want to create such a tool that will make it possible to analyze code quality more or less formally.”

References

Shyam R. Chidamber and Chris F. Kemerer. Towards a Metrics Suite for Object Oriented Design. In *Proceedings of the Conference on Object-Oriented Programming Systems, Languages, and Applications*, pages 197–211, 1991. doi:[10.1145/117954.117970](https://doi.org/10.1145/117954.117970).

Shyam R. Chidamber and Chris F. Kemerer. A Metrics Suite for Object Oriented Design. *IEEE Transactions on Software Engineering*, 20(6): 476–493, 1994. doi:[10.1109/32.295895](https://doi.org/10.1109/32.295895).

Neal Ford. Architecture Is the Tension Between Coupling and Cohesion.

<https://nealford.com/>. [Online; accessed 15-03-2024].

Brian Henderson-Sellers, Larry L. Constantine, and Ian M. Graham. Coupling and Cohesion (Towards a Valid Metrics Suite for Object-Oriented Analysis and Design). *Object Oriented Systems*, 3(3): 143–158, 1996.

Martin Hitz and Behzad Montazeri. *Measuring Coupling and Cohesion in Object-Oriented Systems*. 1995. doi:[10.22436/jmcs.09.02.08](https://doi.org/10.22436/jmcs.09.02.08).

Wayne P. Stevens, Glenford J. Myers, and Larry L. Constantine. Structured Design. *IBM Systems Journal*, 13(2):115–139, 1974. doi:[10.1147/sj.132.0115](https://doi.org/10.1147/sj.132.0115).